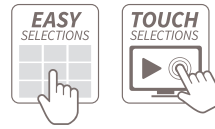


# GAIA STYLE RY



GAIA STYLE RY TOUCH 7" + CABINET

## STYLE AND TECHNOLOGY COMBINED FOR A TASTY BREAK.

GAIA STYLE RY, automatic hot beverage dispenser, available both in espresso coffee from beans and instant beverages versions.



GAIA STYLE RY EASY + FRESH MILK MODULE (OPTIONAL ACCESSORY)

## USER INTERFACE

- Great flexibility with 2 user interfaces to be chosen between:

**Easy:** direct selection panel with 12 backlit buttons. 32 digital alphanumeric display.

**Touch:** 7" touchscreen selection panel with 8 customizable push buttons that offers an excellent communication space and allows to run promotional videos and images.

- 170 mm high delivery area suitable for big cups, mug or a jug.
- 100 mm high pivoting espresso cup holder.
- Cup station lighting at end selection.

## SPECIFICATIONS

- ELECTRICAL SUPPLY: 220-240 Vac - 50/60 Hz
- INTERNAL ELECTRICAL SUPPLY: All the electrical components are supplied at 24 Vdc, with the exception of the boiler resistances, the pump and the steam ventilator that are at powered by the mains voltage.
- POWER SUPPLY: 1.80 kW single boiler espresso version  
2.80 kW dual boiler espresso version
- WATER SUPPLY: Fitting connection = 3/4" Water pressure = 0.5 – 6.5 bar

## TECHNOLOGIES

- Version with traditional espresso brewer (ES): espresso coffee made in compliance with Italian tradition.
- Version with variable chamber coffee brewer (ESV): doses from 7 to 14 gr. Guarantees perfect coffee extraction in all flavour variations.

## FEATURES

- Liquid waste tray: 1 litre, easily extractable, with visible signal for maximum water level.
- Coffee waste tray: 50 pods with automatic block of the machine at reaching of maximum coffee waste level.
- Autonomous tank: 3.6 litres of water available placed behind the product canisters and possibility to fill with door closed (on the top of the machine).

## FRESH MILK MODULE FEATURES (OPTIONAL)

- 4 liters fridge module with cups holder shelf to maintain the quality of fresh milk.
- Cups warmer available as an option (capacity 20 cups).

- Cups holder shelf H.135 mm.
- Automatic rinse.
- Daily manual cleaning: interface driving the user through the steps on touchscreen equipped machines.

## PAYMENT SYSTEM

- Compatible with Cashless systems, key or badge.

## PRODUCT CAPACITY

Coffee beans hopper	3.5 lt (1.35 kg)
External coffee beans hopper	6.2 lt (2.3 kg)
Single instant products canister	1.5 lt
Double instant products canister	3.5 lt

## ACCESSORIES

- Cabinet equipped with a storage compartment for sugar, cups, stirrers and a compartment for the positioning of autonomous tank, coffee waste tray and liquid waste bucket.
- Coffee and liquid waste bucket with visible signal (kit for cabinet).
- External coffee bean hopper extension kit (2.3 kg) in transparent ABS with locked cover.
- Conversion kit from autonomous version to version connected on main water supply.
- Jug support kit.
- Fresh milk fridge module.
- Kit dual cup for ESV version.
- Stainless steel cup holder kit.

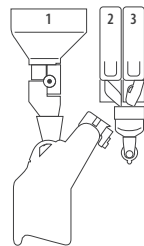
## ENVIRONMENT

- In compliance with **ROHS** and **WEEE**.

GAIA STYLE RY MODELS	GAIA STYLE RY 1ES-2 DB FV	GAIA STYLE RY 1ES-2 SB FV	GAIA STYLE RY 1ESV-2 DB FV	GAIA STYLE RY IN-3 SB FV
USER INTERFACE	EASY/TOUCH 7"	EASY/TOUCH 7"	TOUCH 7"	EASY/TOUCH 7"
VERSION	COFFEE BEANS	COFFEE BEANS	COFFEE BEANS	INSTANT COFFEE
TRADITIONAL ESPRESSO COFFEE BREWER (ES)	ES	ES	-	-
VARIABLE CHAMBER COFFEE BREWER (ESV)	-	-	ESV	-
COFFEE BEANS HOPPERS	1	1	1	-
BOILERS	2	1	2	1
INSTANT PRODUCTS CANISTERS	2	2	2	3
WATER SUPPLY	MW / WT *	MW / WT *	MW / WT *	MW / WT *
DIMENSIONS MM	635H x 310W x 475D / WEIGHT 25 KG CABINET: 900H x 310W x 475D / WEIGHT 25 KG			

\* Each model is available in MW (main water connection) and WT (water tank kit) version.

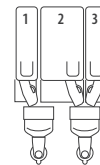
1. Coffee Beans 2. Chocolate 3. Milk



COFFEE BEANS

(valid configuration for version with traditional espresso brewer + version with variable chamber coffee brewer)

1. Coffee 2. Chocolate 3. Milk



INSTANT COFFEE